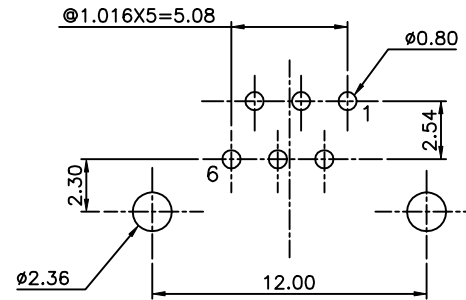
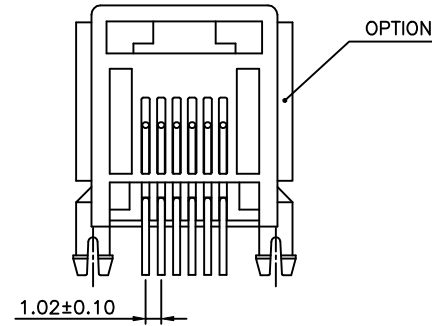
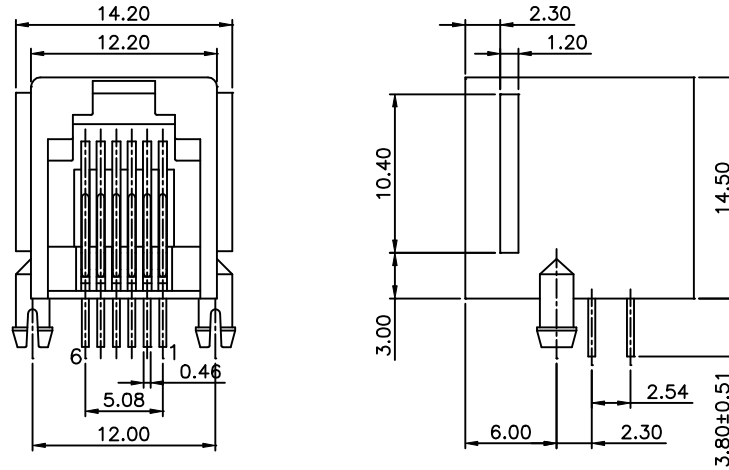


REVISION RECORD				
REV	ECO	DESCRIPTION	DRFT	CHKD
1		MODIFY NOTE	JAMY 10/28/05	
2		ADD P/N	JAMY 4/7/06	



PC Board Layout Component Side Shown

NOTES:

ELECTRICAL:

- VOLTAGE RATING : 125 VAC RMS.
- CURRENT RATING : 1.5 AMP.
- CONTACT RESISTANCE : 30 MILLIOHMS MAX.
- INSULATION RESISTANCE: 1000 MEGOHMS MIN @ 500 VDC.
- DIELECTRIC STRENGTH : 1000 VAC RMS 60Hz, 1MIN.

MECHANICAL:

- HOUSING MATERIAL : PBT+20%.G.F UL94V-0.
- HOUSING COLOUR : BLACK OR GREY.
- CONTACT MATERIAL : PHOSPHOR BRONZE ϕ 0.46mm.
- PLATING : GOLD PLATING OVER NICKEL.
- OPERATING LIFE : 750 CYCLES MIN.
- PCB RETENTION PRE-SOLDER : 1 LB MIN.
- PCB RETENTION POST-SOLDER: 10 LBS MIN.

ENVIRONMENTAL:

- STORAGE : -40°C TO +85°C.
 - OPERATION: -40°C TO +85°C.
 - WAVE SOLDERING TEMPERATURE 230°C~250°C (5~10 SECONDS)
- FCC PART 68, SUBPART F.

CUL FILE NO. E163191

ROHS PART NUMBER: E556X-00LXXX-L

- 2-2C
- 4-4C
- 6-6C
- 1- 3u"
- 3-15u"
- 5-50u"
- 2- 6u"
- 4-30u"
- 6-Pd 20u"

- 01-W/PANEL STOP BK
- 02-W/O PANEL STOP BK
- 11-W/PANEL STOP GY
- 12-W/O PANEL STOP GY

DETACHED LISTS	MM (INCH)	DFTO JAMY	DATE 08/22/05
	TOLERANCES EXCEPT AS NOTED	CHKDYCAN	DATE 2006/4/7
		MFO	DATE
		APPV LUSHENG	DATE 2006/4/7
		MATERIAL :	
	ANGLES ±	QT'Y :	
		FINISH :	
	THIRD ANGLE PROJECTION	SCALE : 3 : 1	

FULL RISE ELECTRONIC CO., LTD		
TITLE SIDE ENTRY L/P PCB JACK		
DRAWING NO. GE553007-LC	SIZE A3	REV 2
/PART NO. SEE NOTE		
DO NOT SCALE DRAWING	SHEET X	OF Y